


Communication interface



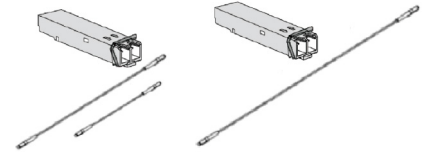
IT-E177

RS232 communication interface and analog interface
Applicable model: IT7800, IT7900



IT-E178

GPIB communication interface
Applicable model: IT7800, IT7900



IT-E168 / IT-E169

Fiber optical kit for single unit or cabinet parallel connection
Applicable model: IT6000 series, IT7800, IT7900



IT-E121 RS232 Communication interface, with RS232 standard communication cable
Applicable model: IT6100, IT6800, IT6322, IT6302, IT8500+, IT8500



IT-E122 USB Communication interface, with USB standard communication cable
Applicable model: IT6100, IT6800, IT6322, IT6302, IT8500+, IT8500



IT-E123 RS485 Communication interface, with RS485 interface
Applicable model: IT8500+, IT8500, IT6800, IT6100, IT6322

Optional Accessories



IT-E1205 GPIB interface
Applicable model: IT-M series



IT-E1206 USB/LAN interface
Applicable model: IT-M series



IT-E1207 RS232/CAN interface
Applicable model: IT-M series



IT-E1208 External analog/RS485 interface
Applicable model: IT-M series



IT-E1209 USB interface
Applicable model: IT-M series



IT-E166 GPIB interface
Applicable model: IT8000, IT6000B, IT6000C, IT6000D



IT-E167 External analog/RS232 interface
Applicable model: IT8000, IT6000B, IT6000C, IT6000D



Optional keyboard



IT-253 Keyboard
Help IT8500 series electronic load to complete Auto-test function
Applicable model: IT8500 series



IT-254 Keyboard
Coordinating IT8500+ series electronic load to realize automatic testing function
Applicable model: IT8500+ series

Quick Charger Controller




IT-E255A
Applicable model: IT8500+ series

IT-E255M
Applicable model: IT8500+, IT8800, IT8700

Test leads


| | | |
|--------------|--|-----------------------------------|
| IT-E30110-AB | 10A / 1m / Alligator clips - Banana plugs | A pair of red and black test line |
| IT-E30110-BB | 10A / 1m / Banana plugs - Banana plugs | A pair of red and black test line |
| IT-E30110-BY | 10A / 1m / Banana plugs - Y-type terminals | A pair of red and black test line |
| IT-E30312-YY | 30A / 1.2m / Y-type terminals | A pair of red and black test line |
| IT-E30320-YY | 30A / 2m / Y-type terminals | A pair of red and black test line |
| IT-E30615-OO | 60A / 1.5m / Ring terminals | A pair of red and black test line |
| IT-E31220-OO | 120A / 2m / Ring terminals | A pair of red and black test line |
| IT-E32410-OO | 240A / 1m / Ring terminals | A pair of red and black test line |
| IT-E32420-OO | 240A / 2m / Ring terminals | A pair of red and black test line |
| IT-E33620-OO | 360A / 2m / Ring terminals | A pair of red and black test line |



IT-E151A 19 Rack mount kit
Applicable model: IT8900 / IT8500 <1800W series, IT8811, IT8812, IT6800, IT6900, IT6322, IT6120, IT6150, IT6400, IT6700H (except IT6726)

Optional Accessories

Rack mount kit



IT-E154A/IT-E154B Rack mount kit
Applicable model: IT-M series



IT-E152 Rack mount kit
Applicable model: IT8200/ IT6700 series



IT-E601 300V
IT-E601H 1000V
Pin type lead
Rubber straight plug – Probe crown round head
Applicable model:IT5100




IT-E602 300V
IT-E602H 1000V
Large clip type lead
Rubber straight plug – Alligator clips
Applicable model:IT5100



IT-E603 300V
IT-E603H 1000V
Pin type lead
Rubber straight plug – Probe double pin plugs
Applicable model:IT5100




IT-E604 300V
IT-E604H 1000V
Black straight plug - Universal pen + Alligator clip
Applicable model:IT5100



IT-E605
Zero adjustment board (suitable for different probe)
Applicable model:IT5100

Optional Accessories

Current sensor



IT - E185 (option)
Measuring fixture box (250 V / 15 A), easy wiring test
Applicable model:IT9100



IT-E190-25A (option)
Current sensor
Applicable model:IT9100, ITS9500




IT-E190-50A (option)
Current sensor
Applicable model:IT9100, ITS9500

IT-E165A / IT-E165B



IT-E165A is an optional anti-reverse protection module, suitable for IT6000B, IT6000C, IT6000D, IT8000 series products.



IT-E165B is an optional anti electromotive force module, suitable for IT6000B, IT6000C, IT6000D series instruments.

| Model | Voltage | Current |
|--------------|---------|---------|
| IT-E165A-250 | 750V | 250A |
| IT-E165A-400 | 750V | 400A |
| IT-E165A-400 | 900V | 400A |

| Model | Voltage | Current |
|----------|---------|---------|
| IT-E165B | 1200V | 200A |